





HOW TO USE A NEW BARREL

IMMEDIATE USE AFTER DELIVERY



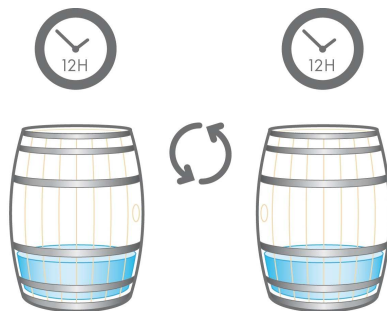
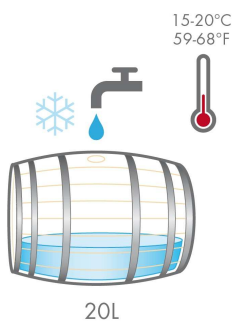
1st Method



1. Fill the barrel with 20 liters of **hot water** and replace the bung.
2. Store the barrel vertically, on one head, for 2 hours.
3. Turn the barrel onto the other head and leave for 2 hours.
4. Empty the barrel, rinse with clean water, and allow to drain.



2nd Method

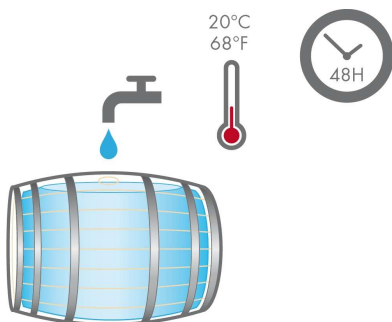


1. Fill the barrel with 20 liters of **cold water** and replace the bung.
2. Store the barrel vertically, on its head, for 12 hours.
3. Turn the barrel onto the other head, and leave for 12 hours.
4. Empty the barrel, rinse with clean water, and allow to drain.

RECOMMENDATIONS FOR STORING NEW BARRELS PRIOR TO USE

Leave the barrel wrapped in the plastic film.
Store the barrel in a clean area with high relative humidity (>75%), and protected from draughts.

USE AFTER MORE THAN 1 MONTH STORAGE (Also recommended method after long transit time)



1. Fill the barrel with cold water, and cover the bung hole.
2. Leave the barrel full for 48 hours.
3. Empty the barrel.
4. Rinse with clean water and allow to drain.

CHLORINATED WATER SHOULD NEVER BE USED